



HYDRAULIC JIB

- ✓ Hook or winch mode
- ✓ 1,2 tons MAX capacity
- ✓ 23,6 m MAX height
- ✓ Stored onboard & easy to install

REMOTE CONTROL



- ✓ Multifunctional
- ✓ Proportional
- ✓ LCD Screen
- ✓ Spare battery
- ✓ Alarm & error diagnostic



SPECIAL FEATURES

- ✓ Variable displacement pump
- ✓ 360° 800 kg Pick&Carry
- ✓ Virtual Walls
- ✓ Self-diagnostic system
- ✓ All accessories on board

WINCH



- ✓ Up to 87 m rope
- ✓ 800 kg single line
- ✓ Single line up to 6 falls
- ✓ Pulley heads and pulley block on board

MAIN BOOM



- ✓ 5 tons MAX capacity
- ✓ 17,3 m MAX height
- ✓ 4 hydraulic extensions by chain
- ✓ High-resistance steel
- ✓ Hook and winch mode

360° ENDLESS ROTATION

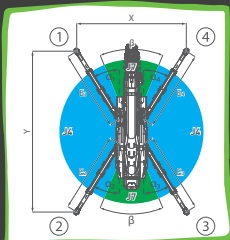
LITHIUM BATTERY POWERED



- ✓ 48 V, 400 Ah
- ✓ Can operate while charging at 220 V
- ✓ Three-phase 16 kW electric motor
- ✓ 400 V external battery charger

OUTRIGGERS

- ✓ 7 different stability levels
- ✓ Self-levelling system
- ✓ 0 - 70° full range angle & telescopic




TRACKS

- ✓ Hydraulically extendible
- ✓ White or black tracks





LOAD CHART



SCAN FOR MORE TECHNICAL DATA



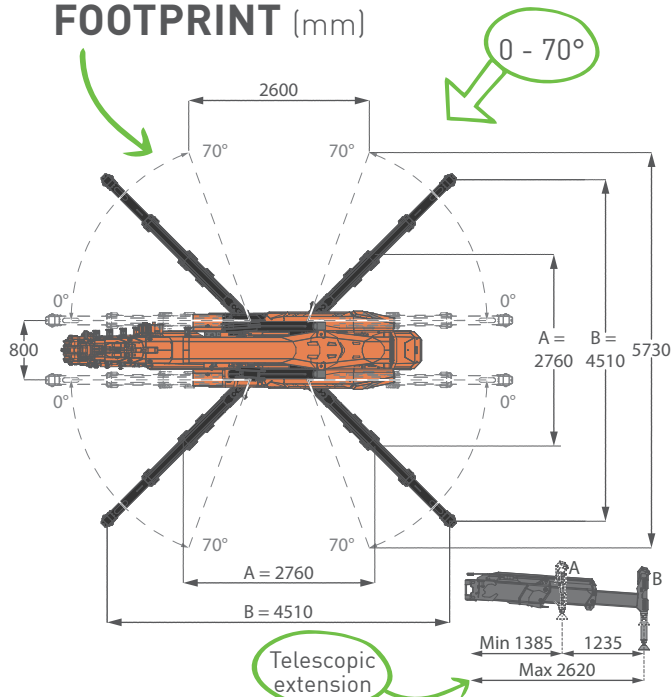
	Kg
SPX650	5900
Hydraulic Jib	410
Winch	52



DIMENSIONS (mm)



FOOTPRINT (mm)



ACCESSORIES

JVM800-R
800 kg glass manipulator



JIB500GR
500 kg steal beam manipulator



2 ton RUNNER JIB
Stored on board



1,2 ton Hydraulic JIB
Stored on board